

JADE 200

AUTOMATIC SINGLE-SIDED
EDGEBANDING MACHINES



 **BIESSE**

YEARS

 **BIESSE GROUP**

LOW INVESTMENT, LONG TERM RELIABILITY




THE MARKET DEMANDS

a change in manufacturing processes that enables companies to accept the **largest possible number of orders**. This is coupled with the need to maintain high quality standards whilst offering product customisation with quick and defined delivery times, as well as responding to the needs of highly creative designers.

BIESSE RESPONDS

with **technological solutions** that highlight and support technical expertise as well as process and material knowledge. **Jade 200** is a range of automatic single-sided edgebanding machines purposely created for craftsmen and companies looking for user-friendly, customised production and flexible solutions in a limited space.



JADE 200

- ✔ BUILT ACCORDING TO THE SPECIFIC PRODUCTION REQUIREMENTS
- ✔ PERFECT FINISHES WITH EVERY TYPE OF PROCESS
- ✔ TOP QUALITY FINISHED PRODUCT
- ✔ GROUND-BREAKING TECHNOLOGY, FOR TOP PERFORMANCE.

BUILT ACCORDING TO THE SPECIFIC MACHINING NEEDS

Biesse's Jade edgebanders are compact, robust machines built according to specific machining requirements. This makes it an ideal solution for small and medium sized companies.

JADE 240 Available configuration



Pre-milling Unit



Gluing Unit



End Trimming Unit



Fine Trimming Unit



Corner Rounding Unit



Edge Scraper Unit



Glue Scraper



Buffing Unit



The new cabin design makes the machine perfectly ergonomic, for increased ease and comfort for the operator both during machining and maintenance operations, with ample room to manoeuvre.

JADE 225 Available configuration



Pre-milling Unit



Gluing Unit



End Trimming Unit



Fine Trimming Unit



Edge Scraper Unit



Glue Scraper



Buffing Unit



PRECISION AND ACCURACY

High product quality and reduced machining times, thanks to specific solutions created for specific day-to-day work.




Pre-milling unit is equipped with 2 timed intervention motors to guarantee a perfect finish. The auto-set device ensures optimum positioning of the milling tool according to the thickness of the panel being machined.

Optimum gluing thanks to differential temperature control between the glue pot and the glue spreading roller. An automatic stand-by device avoids glue over heating during temporary non-use of the machine. Quick, easy maintenance thanks to the teflon inner coating. Automatic cutting device for 3 mm edges.





End Trimming unit removes excess edging tape at the front and rear of the panel with the 2 high frequency motors ensuring reliability and cutting accuracy. The end trimming unit can be tilted (0-15 degrees) automatically from the control panel.



Fine trimming unit trims the top and bottom of the edges, with the 2 high-frequency motors and rotating vertical/horizontal disc copiers.

ROTEX ELECTRO SPIN DLES

EXCLUSIVE TECHNOLOGY

Biesse directly designs and manufactures all high-tech components for its machinery.

Standard and exclusive on all Biesse edgebanding machines is the Rotax range of electrospindles, which is the same technology used on top range edgebanders and CNC machining centres, guaranteeing optimum power, compact size as well as extremely high quality finishing standards. Designed and manufactured by HSD the world leader in this technology, Rotax electrospindles represent the ultimate in engineering excellence.



010270

WARNING: THE TOOL IS NOT TO BE USED FOR CUTTING THROUGH ELECTRICAL CABLES OR PIPES.

CE

⚠


⚠

BIESSE

♻️
HDPE
FN2S100120

9 330 005
0 11 0
0 0 0 0

TOP QUALITY EDGEBANDING




The Corner rounding unit with two motors applies the radius not only on the front and rear edges but also on the upper and lower parts of the panel.



The Edge scraper eliminates imperfections resulting from previous machining operations on the top and bottom of the edge.

PERFECT FINISHING



Technological solutions
for the perfect finish on every
type of machining operation.



The Glue Scraper removes excess glue from the top and underside of the panel. This is the only model on the market fitted with 4 pneumatic cylinders for a top quality finish.

Buffing unit for cleaning and polishing the edge and panel.




TECHNOLOGY EASY TO USE

Simple, user friendly programming thanks to the touchscreen control panel at the service of the user.



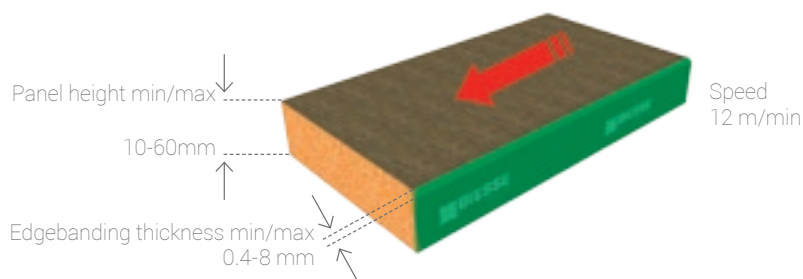
Easy program management thanks to the intuitive interface, available in numerous languages.

TECHNICAL SPECIFICATIONS



L

Jade 225	4168 mm - 1641 inch	
Jade 240	5213 mm - 2052 inch	
Panel height	10-60 mm	0.39-2.36 inch
Height of edge banding material	14-64 mm	0.55-2.51 inch
Thickness of edge banding material in rolls / strips	0.4-3/8 mm	0.01-0.11/0.31 inch
Panel protrusion from track	25 mm	0.98 inch
Min panel length	150 mm	5.9 inch
Min panel width (with length mm 150)	85 mm	3.34 inch
Min panel width (with length mm 250)	50 mm	1.96 inch
Track feed speed	12 m/min	39.37 ft/min
Dust extraction system for each operating unit 1 hood dia.	100 mm	3.93 inch
Pneumatic connection	7 Bar	
Glue pot capacity (approx.)	2 Kg	
Glue pot heating time at ½ load (approx.)	10 minutes	
With pre-milling unit	8 kW	
With pre-milling & corner rounding unit	10 kW	



The technical specifications and drawings are non-binding. Some photos may show machines equipped with optional features. Biesse Spa reserves the right to carry out modifications without prior notice.

A weighted sound pressure level (LpA) during machining for operator workstation on vane-pump machine Lpa=79dB(A) Lwa=96dB(A) A-weighted sound-pressure level (LpA) for operator workstation and sound power level (LwA) during machining on cam-pump machine Lwa=83dB(A) Lwa=100dB(A) K measurement uncertainty dB(A) 4

The measurement was carried out in compliance with UNI EN 848-3:2007, UNI EN ISO 3746: 2009 (sound power) and UNI EN ISO 11202: 2009 (sound pressure levels at workstation) during panel machining. The noise levels shown are emission levels and do not necessarily correspond to safe operation levels. Despite the fact that there is a relationship between emission and exposure levels, this may not be used in a reliable manner to establish whether further measures need to be taken. The factors determining the exposure level for the workforce include length of exposure, work environment characteristics, other sources of dust and noise, etc. i.e. the number of other adjoining machines and processes. At any rate, the above information will enable the operator to better evaluate dangers and risks.

SERV ICE & PARTS

Direct, seamless co-ordination of service requests between Service and Parts. Support for Key Customers by dedicated Biesse personnel, either in-house and/or at the customer's site.

BIESSE SERVICE

- ✔ Machine and system installation and commissioning.
- ✔ Training centre dedicated to Biesse Field engineers, subsidiary and dealer personnel; client training directly at client's site.
- ✔ Overhaul, upgrade, repair and maintenance.
- ✔ Remote troubleshooting and diagnostics.
- ✔ Software upgrade.

500

Biesse Field engineers in Italy and worldwide.

50


Biesse engineers manning a Teleservice Centre.

550

certified Dealer engineers.

120

training courses in a variety of languages every year.

A close-up photograph of several metal drill bits and tool components, arranged in a row. The bits are of different sizes and designs, some with black coatings. The background is a soft, out-of-focus grey.

The Biesse Group promotes, nurtures and develops close and constructive relationships with customers in order to better understand their needs and improve its products and after-sales service through two dedicated areas: Biesse Service and Biesse Parts. With its global network and highly specialized team, it offers technical service and machine/component spares anywhere in the world on-site and 24/7 on-line.

BIESSE PARTS

- ✔ Original Biesse spares and spare kits customized for different machine models.
- ✔ Spare part identification support.
- ✔ Offices of DHL, UPS and GLS logistics partners located within the Biesse spare part warehouse, with multiple daily pick-ups.
- ✔ Order fulfillment time optimized thanks to a global distribution network with de-localized, automated warehouses.

92%
of downtime machine orders fulfilled
within 24 hours.

96%
of orders delivered in full on time.

100
spare part staff in Italy and worldwide.

500
orders processed every day.

MADE WITH BIESSE

BIESSE TECHNOLOGY ACCOMPANIES THE GROWTH OF STECHERT.

"On these chairs sits the world" is the motto of the Stechert Group that can effectively be taken literally. What began 60 years ago as a small manufacturing company for pram mouldings, furniture doors and door locks is today one of the largest international suppliers of contract and office chairs, as well as tubular steel furniture. Moreover, since 2011 the company has a partnership with WRK GmbH, an international specialist in podiums, conference room and grandstand seating, associated with Stechert via the joint commercial company STW. For Stechert management, however, the excellent results obtained are no excuse for resting on their laurels.

On the contrary, the company is investing heavily in the Trautskirchen site to make its production even more efficient and profitable. In the search for a new machinery partner, the company's management chose the Italian manufacturer Biesse. "For the project we chose machines that already had certain options and were predisposed for automation", said Roland Palm, Biesse Area Manager. An efficient production cycle was created in which workers are able to perform

at their best after only a short training period.

At the start of the production line is the panel saw "WNT 710" with one cutting line. "Because", explained skilled cabinet maker Martin Rauscher, "we want to be able to work panels of up to 5.90 metres in order to reduce waste as much as possible." Normal rectangular panels for tables or wall panels are taken directly to the "Stream" edgebander with "Air-ForceSystem" technology. The Biesse edgebander has a group that activates the laminated edging material no longer via a laser beam but using hot air to obtain the so-called "zero gap".

"The quality is just as good as the laser system, if not even better: with a connection power of 7.5 kW, the cost per square metre is much lower", underlined the Biesse Area Manager.

"We want to be ready for when we mould the frame ourselves and we must therefore calibrate the panels" said Martin Rauscher, "The same is true of course for solid wood and multiplex panels, which require grinding before being painted in an external company. For both types of work a Biesse "S1" sander

is used. In order to meet the needs of the future, in the Trautskirchen plant there are also two Biesse numerically controlled machining centres: a "Rover C 965 Edge" and a "Rover A 1332 R", which are perfectly complementary. The Stechert Group also intends to strengthen sales of innovative solutions for interior fittings, with complete systems for walls, ceilings, floors and mezzanines. For panel sectioning, the Group has purchased a "Sektor 470". For other geometry, groove and spring machining as well as boring and surface milling, there are two Biesse machining centres, an "Arrow" for nesting applications, a "Rover B 440" and more recently a 5-axis machine, the "Rover C 940 R" machining centre in order to be able to produce, in particular, wall and ceiling panels machined in 3 dimensions.


Source: HK 2/2014

THE BIESSE RANGE FOR LINEAR EDGE BANDING


EDGE BANDING




EDGE BANDING



SQUARING-EDGE BANDING



LIVE THE EXPERIENC



BIESSEGROUP.COM

E



Interconnected technologies and advanced services that maximise efficiency and productivity, generating new skills to serve better our customer.

LIVE THE BIESSE GROUP EXPERIENCE AT OUR CAMPUSES ACROSS THE WORLD.

 **BIESSEGROUP**

